



OVERVIEW

A2 Key, A2 Key for Schools, B1 Preliminary,
B1 Preliminary for Schools 2020





Your presenters



John Page, Assessment Group Manager



Kathryn Davies, Assessment Manager



Aims

- Why change the exams?
- What are the changes?
- How is results reporting changing?
- Summary of the changes
- Exam support
- Official preparation materials
- Questions



Why change the exams?





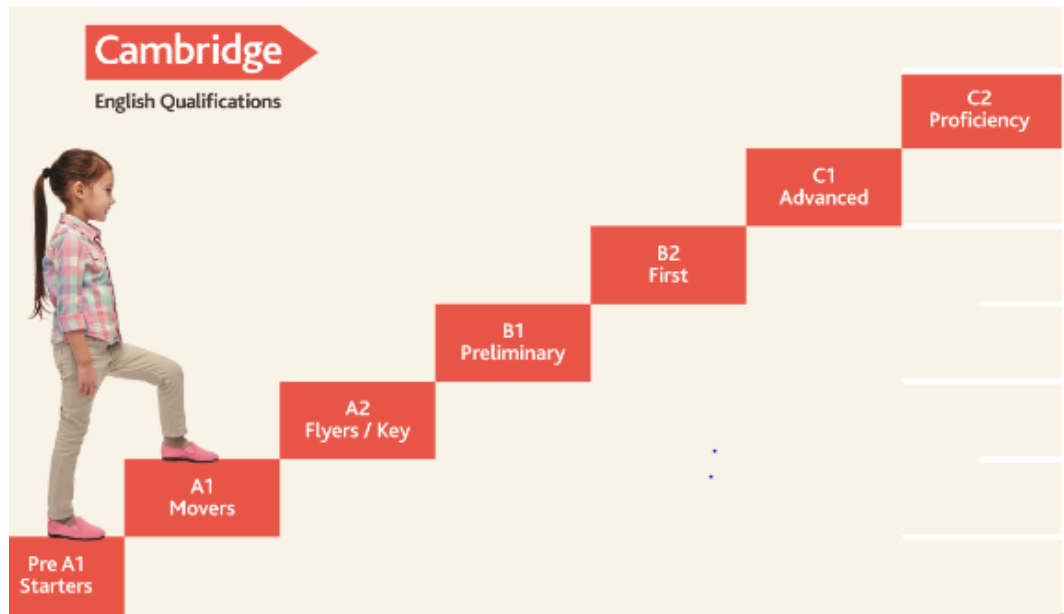
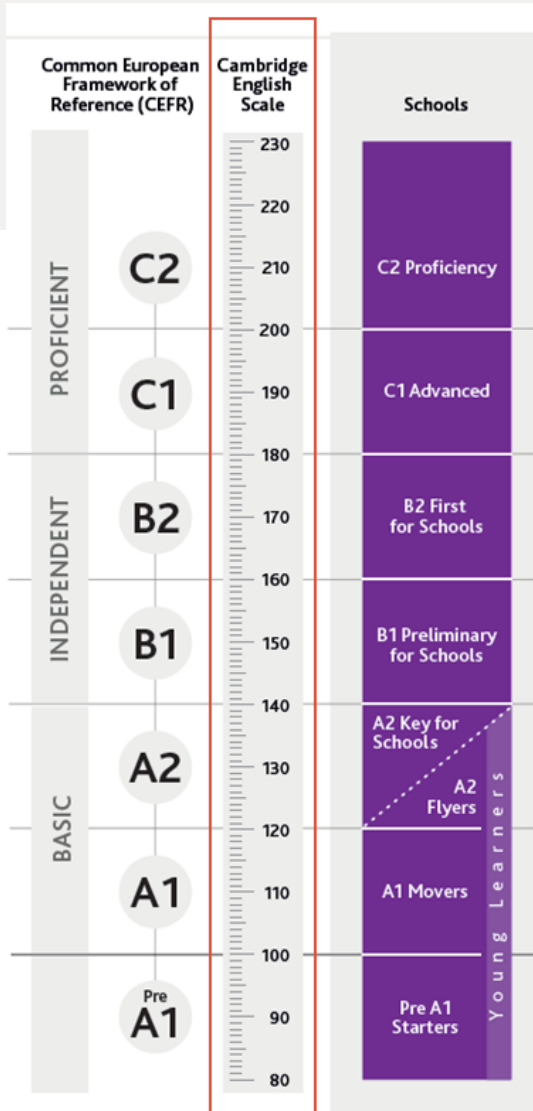
Why change the exams?

- To keep them **relevant** to the needs of learners
- To incorporate **evolving approaches** to assessment and learning
- To address **feedback** from stakeholders (teachers, learners, parents, exam centres, etc.)
- To **align** A2 Key/Key for Schools more closely with B1 Preliminary/Preliminary for Schools and higher levels exams.



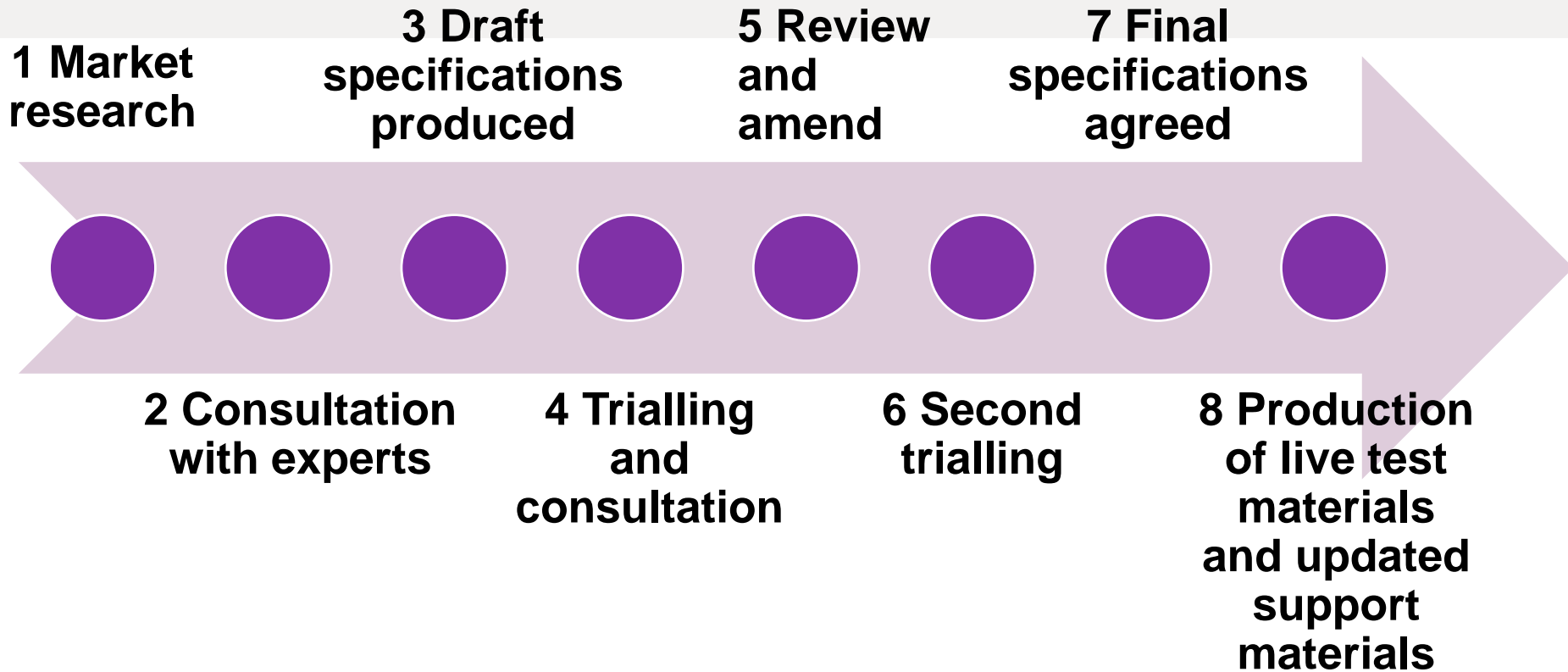


Understanding results





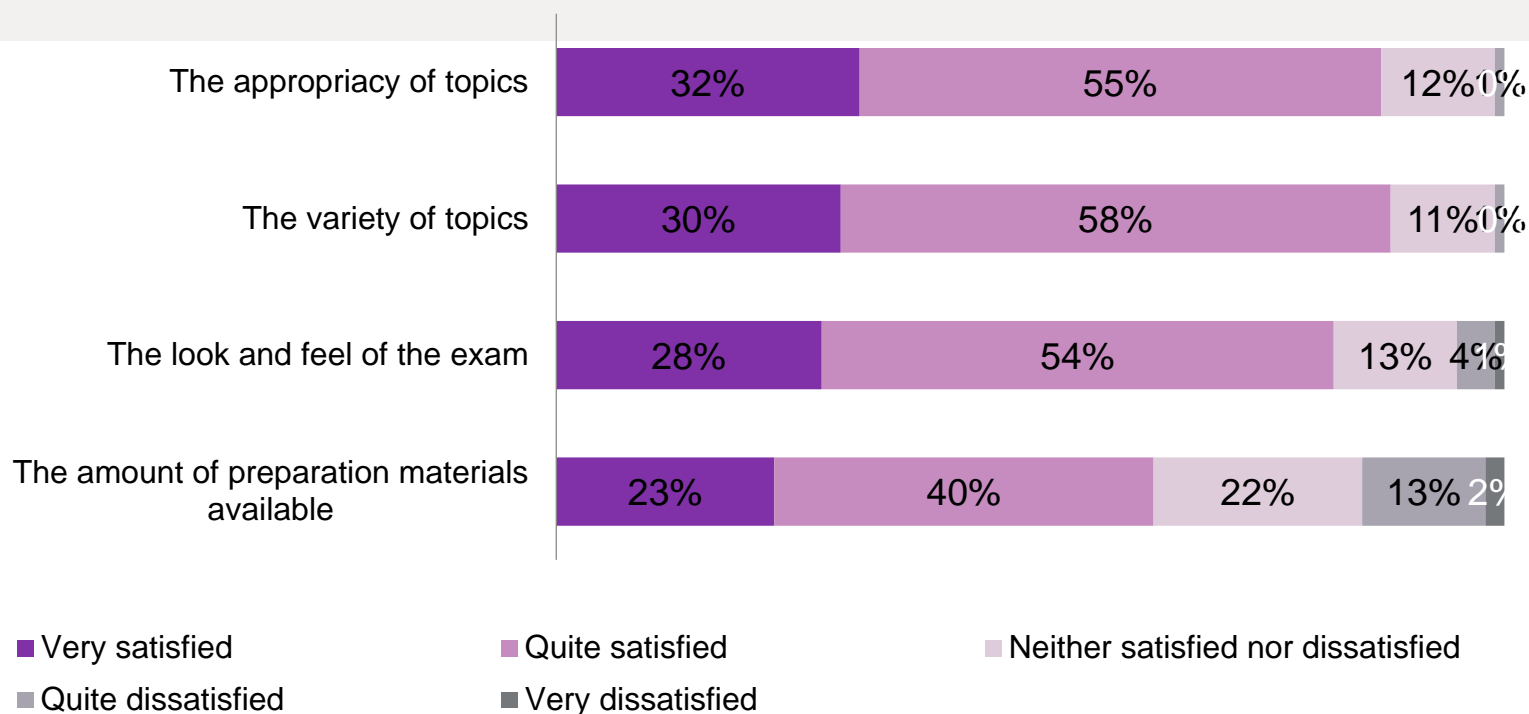
Revision process





Market research

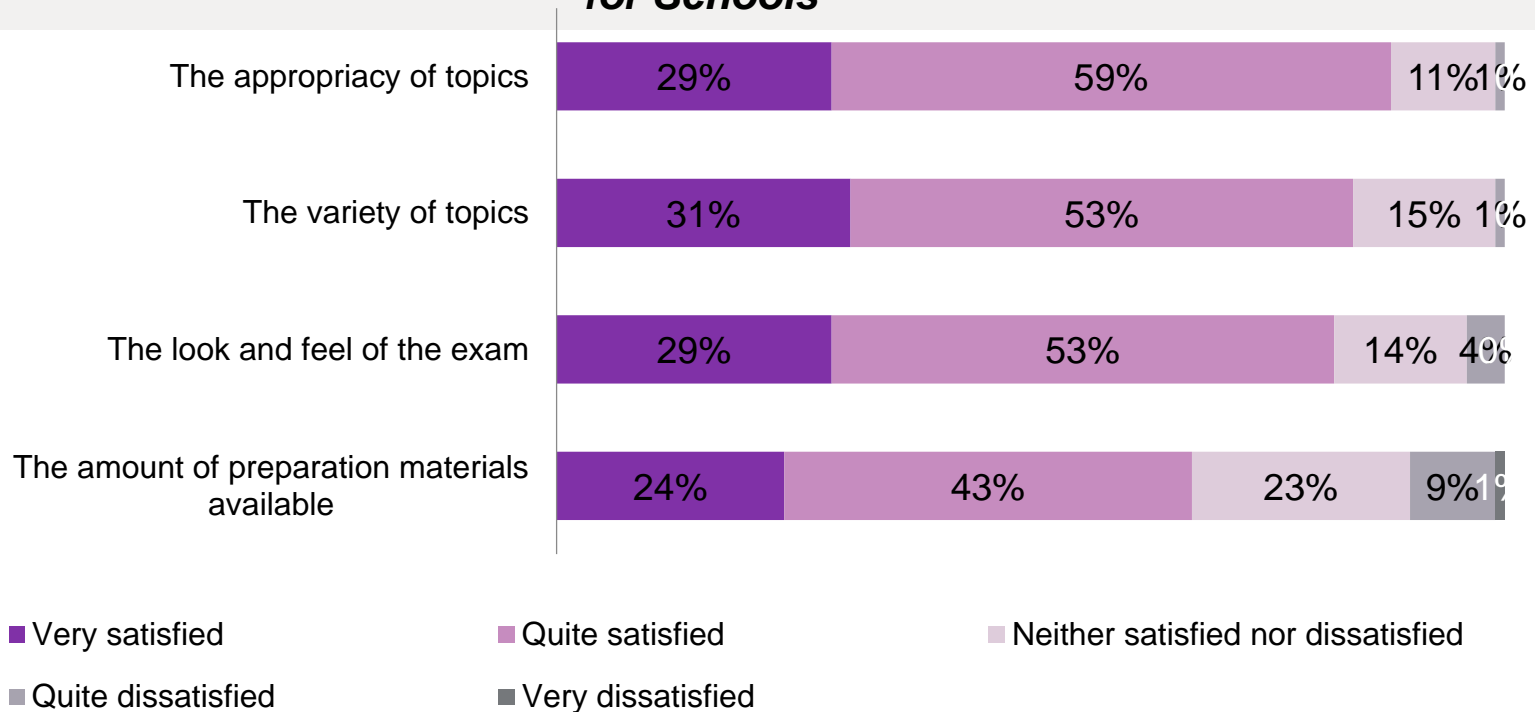
Satisfaction with *Cambridge English: Key/Key for Schools*





Market research

Satisfaction with *Cambridge English: Preliminary/Preliminary for Schools*



<https://keyandpreliminary.cambridgeenglish.org/>



Market Research Feedback: Key for Schools

Key for Schools makes candidates feel ready to take on the world.

School English Coordinator, Bolivia

The exam gives the students a good first-hand experience at exam taking and allows their growth in self confidence towards higher levels.

Teacher, Argentina

Topics are suitable for the students' age

Teacher, Italy

I like Key because it provides an international standard, students like the experience of doing the test and using real, every day English.

Centre Exams Manager, Brazil

My child liked the face-to-face Speaking test.

Parent, Taiwan

It's what students and parents choose. Not only do they want to learn English but it is important to gain a qualification that will help them with further studies.

Centre Exams Manager, Italy



Market Research Feedback: Preliminary for Schools

I like that the topics have to do with the students' daily life, and that it tests the four skills.

Teacher, Switzerland

The report explains the results accurately and the break down is easy to comprehend.

Parent, Malaysia

The whole preparation for the exam makes teenagers develop a lot their skills. They feel really proud at the end of the year.

Teacher, Brazil

Teachers want their students to take Preliminary because the preparation paves the way to First. Students enjoy both the preparation and the exam.

Centre Exams Manager, Argentina

It is a reliable exam that allows institutions and universities have a clear idea of their students' English level.

Centre Exams Manager, Colombia



What are the changes?





Key / Key for schools Reading & Writing – what's changed

Now 7 parts / 32 questions in 1 hour

Part What's changed

- 1 Revised multiple-choice task: understanding 6 short messages
- 2 Matching: Read 3 short texts for specific information and detailed comprehension (similar to old Part 4)
- 3 Multiple-choice: Read one longer text for detailed understanding and main ideas (similar to old Part 4)
- 4 Revised multiple-choice gap fill text: Lexico-grammatical focus (old Parts 2 and 5 combined)
- 5 Gap fill: Read a text and write words in the gaps (old Part 7 but now 6 gaps)
- 6 Guided writing: write a short message based on instructions (old Part 9 but word count now 25 words or more)
- 7 New story task: write a story based on 3 pictures



Key / Key for schools Reading & Writing - Revised Part 1

Revised Part 1

For these questions, choose the correct answer.

1

Women's bicycle for sale

Small size
11 years old - needs new tyres
£90
Phone Debbie
- 0794587454



- A The bicycle that's for sale was built for a child.
- B Some parts of the bicycle must be changed.
- C Debbie is selling the bike because she's too big for it now.

Old Part 1

Questions 1-5

Which notice (A-H) says this (1-5)?

For questions 1-5, mark the correct letter A-H on your answer sheet.

Example:

0 You can eat here in the mornings.

Answer:

0	A	B	C	D	E	F	G	H
<input type="checkbox"/>	<input type="checkbox"/>	<input type="checkbox"/>	<input type="checkbox"/>	<input type="checkbox"/>	<input type="checkbox"/>	<input checked="" type="checkbox"/>	<input type="checkbox"/>	<input type="checkbox"/>

1 You should not swim here.

A

SLOW!
DANGEROUS CROSSROADS

2 You must not drive fast here.

B

SWIMMING POOL
OPEN AFTERNOONS
Adults - £2.50
Children - £1.00

3 You can play football here after lessons.

C

HALF PRICE FOOTBALL SHIRTS -
SALE MUST END THIS AFTERNOON

4 It is cheaper to buy things today than tomorrow.

5 You can drive here next week.

D

POLICE CARS ONLY



Key / Key for schools Reading & Writing – Revised Part 4

Part 4

Questions 19 – 24

For these questions, choose the correct answer for each gap.

William Perkin



William Perkin was born in London in 1838. As a child he had many hobbies, including model making and photography. But it was the (19) of chemistry that really interested him. At the age of 15, he went to college to study it. While he was there, he was (20) to make a medicine from coal. This didn't go well, but when he was working on the problem, he found a cheap (21) to make the colour purple. At that (22) it was very expensive to make clothes in different colours. William knew he could make a business out of his new colour. Helped by his father and brother, William (23) his own factory to make the colour. It sold well, and soon purple clothes (24) very popular in England and the rest of the world.

- | | | | | | | |
|----|---|----------|---|---------|---|----------|
| 19 | A | class | B | subject | C | course |
| 20 | A | thinking | B | trying | C | deciding |
| 21 | A | way | B | path | C | plan |
| 22 | A | day | B | time | C | hour |
| 23 | A | brought | B | turned | C | opened |
| 24 | A | began | B | arrived | C | became |



Key / Key for schools Reading & Writing – New Part 7

Look at the three pictures.
Write the story shown in the pictures.
Write **35 words** or more.



Write the story on your answer sheet.



Key / Key for schools Listening – what's changed

25 questions in 5 parts in 30 minutes, as before. Some parts are in a different order so that the tasks gradually increase in complexity.

Part What's changed

- 1 Multiple-choice task: Listen to 5 short texts for specific information and choose the right picture (A, B, C)
- 2 Gap fill: Listen to a longer text (a monologue) and write down missing information in gaps (old Part 5)
- 3 Multiple-choice: Listen to a longer text (a dialogue) for specific information, feelings and opinions
- 4 New multiple-choice task: Listen to 5 short texts for gist understanding (main idea / message)
- 5 Matching task: Listen to a longer text for specific information (old Part 2)



Key / Key for schools Listening – New Part 4

Listening • Part 4

Questions 16 – 20

For these questions, choose the correct answer.

- 16 You will hear a teacher talking to her class. What does the teacher want her class to do?
- A work more quickly
 - B make less noise
 - C help each other more
- 17 You will hear two friends talking about their day. What have they just done?
- A They've been to a concert.
 - B They've had a meal.
 - C They've played a sport.
- 18 You will hear a teacher talking to one of his students called Sarah. Why must Sarah do her homework again?
- A She made too many mistakes.
 - B She did the wrong work.
 - C She forgot to do some of it.
- 19 You will hear a girl, Lara, talking about shopping. Why did Lara buy the bag?
- A The size was right.
 - B The price was right.
 - C The colour was right.
- 20 You will hear a man talking to his daughter before she goes out. What's the weather like today?
- A It's cold.
 - B It's wet.
 - C It's sunny.



Key / Key for schools Speaking – what's changed

2 parts in 8-10 minutes, as before

Part What's changed

- 1 Introductory phase: focus on interactional and social language (similar to old Part 1)
- 2 New collaborative task: compare, describe and express opinions



Key / Key for Speaking – Part 1

Now, let's talk about home.

B, who do you live with?

How many bedrooms are there in your house?

A, where do you watch TV at home?

What's your favourite room in your house?

Extended Response

Now, **B**, please tell me what you like doing at home.

Back-up prompts

Do you live with your family?

Are there three bedrooms in your house?

Do you watch TV in the kitchen?

Do you like your bedroom?

Back-up questions

Do you like cooking?

Do you play computer games?

Did you stay at home last weekend?



Key / Key for Speaking – New Part 2

Interlocutor

Phase 1

Do you like these different holidays?





Key / Key for schools Speaking – New Part 2

Examiner feedback

- Better fit with classroom practice
- Candidates produce a wider range of language than the old Part 2 task with increased focus on fluency
- Meaningful interaction - better test of interactive communication



Preliminary / Preliminary for schools Reading – what's changed

Reading now a separate paper from Writing - 45 minutes each.

Part What's changed

- 1 Multiple-choice task: understanding 5 short messages
- 2 Matching: Match descriptions of people with texts - reading for specific information
- 3 Multiple-choice: Read a longer text for detailed understanding (old Part 4)
- 4 New multiple-choice gapped text: choose correct sentence to put in gaps – understanding gist and text structure
- 5 Multiple-choice gap fill: Read a text and choose the right word for each gap – understanding vocabulary
- 6 New gap fill: Read a text and write words in the gaps – detailed understanding



Preliminary / Preliminary for Schools Reading – New Part 4

Questions 1 – 5

You are going to read an article about a famous bicycle race.

Five sentences have been removed from the article. Choose from sentences **A – H** the one which fills each gap (1 – 5). There are three extra sentences which you do not need to use.

The world's most famous bicycle race

The Tour de France is the biggest event in the worldwide cycling calendar. It is a bicycle race lasting approximately three weeks which usually covers more than 3,500 km in total. The route around France includes steep climbs on difficult mountain roads and is divided into daily sections known as stages. The final champion is the cyclist who has ridden the whole route in the least time. (1) And each day, the cyclist who has taken the shortest time to get to that point in the Tour de France is allowed to wear a special yellow top.

The first Tour de France was held in 1903 as a publicity event for a newspaper. The early races were extremely challenging, and some individual stages were 400 km or more in length. (2) The roads, particularly in the mountains, were often in poor condition. There were no support teams following the cyclists in cars as there are today, and their bikes often broke down. (3)

The Tour de France has taken place nearly every year since 1903. Thousands of people now stand at the roadsides to watch the cyclists go past and people come from all over the world to watch one or several stages. (4) This is often the only way to make sure they have the best possible view of the race. The Tour de France always finishes in the centre of France's capital, Paris. (5) The Tour begins in different cities, and can even include visits to nearby countries.

- A** On the most important days, many of them camp out along the route.
- B** That's why people want to know all about famous international cyclists.
- C** But there is also a winner of every individual stage.
- D** It was a long way so they asked the reporters for help.
- E** They were required to fix them themselves if this happened.
- F** However, the exact route changes every year.
- G** The winner of that stage was allowed to do this the following day.
- H** In order to complete these distances, many competitors had to carry on until the middle of the night.



Preliminary / Preliminary for Schools Reading – New Part 6

Part 6

Questions 27 – 32

For each question, write the correct answer.
Write **one** word for each gap.

The Natural History Museum

This is one of my favourite places to visit. I've learned a huge amount about animals and plants

(27) time I've visited. I've even seen bits of rock from the moon!

The building's really beautiful and it's easy to find your way around. There are hundreds of interesting things on display, but (28) you like dinosaurs the best time (29) see them is during term-time. I've been twice in the school holidays and the queue was (30) long that I wasn't able to visit that part (31) the museum.

You'll probably want something to eat while you're there. You can take (32) own picnic and eat in the museum garden, or try one of the two museum cafés.



Preliminary / Preliminary for schools Writing – what's changed

Writing now a separate paper from Reading. Now 2 parts in 45 minutes.

Part What's changed

- 1 New task: write an email in response to information given
- 2 Write an article or story on a given topic



Preliminary / Preliminary for Schools Writing – New Part 1

Question 1

Read this email from your English-speaking friend Sandy and the notes you have made.

EMAIL

From:

Subject:

Hi,

I'm so excited that you're coming to stay with me for a week!

On your first evening here, there's a rock concert in our town. Would you like to go to the concert or would you prefer us to relax at home?

Also, shall we go climbing in the mountains while you're here?

Let me know if you have any questions.

See you soon

Sandy

Me too!

Say which I prefer

No, because ...

Ask Sandy ...

Write your email to Sandy using all the notes.

Preliminary

Question 1

Read this email from your English teacher Mrs Lake and the notes you have made.

EMAIL

From:

Subject:

Dear Class,

I'd like our class to have a party to celebrate the end of the school year.

We could either have a party in the classroom or we could go to the park. Which would you prefer to do?

What sort of activities or games should we do during the party?

What food do you think we should have at the party?

Reply soon!

Anna Lake

Great!

Explain

Suggest ...

Tell Mrs Lake

Write your email to Mrs Lake using all the notes.

Preliminary for Schools



Preliminary / Preliminary for Schools Writing – Part 2

ARTICLE

OR

STORY

You see this announcement in your school English-language magazine.

Articles wanted!

WHAT MAKES YOU LAUGH?

Write an article telling us what you find funny and who you enjoy laughing with.

Do you think it's good to laugh a lot? Why?

The best articles answering these questions will be published next month.

Write your article.

- Your English teacher has asked you to write a story.
- Your story must begin with this sentence:

I knocked on the door and waited.

- Write your **story** in about **100** words on the opposite page.



Preliminary / Preliminary for schools Listening – what's changed

25 questions in 4 parts in 35 minutes, as before. Some parts are in a different order so that the tasks gradually get more complex as students progress through the test.

Part What's changed

- 1 Multiple-choice task: Listen to 7 short recordings and choose the right picture – listening for key information
- 2 New multiple-choice task: Listen to 6 short texts for gist understanding (focus on attitudes and opinions)
- 3 Note or sentence completion: Listen to a longer text and write missing information in the gaps
- 4 Multiple-choice task: Listen to a longer text and choose the right answer (old Part 2)



Preliminary / Preliminary for schools Listening – New Part 2

Listening • Part 2

Questions 8 – 13

For each question, choose the correct answer.

- 8 You will hear two friends talking about a campsite they have been to.

What did the boy like best about it?

- A It was very close to the beach.
- B There were lots of people his age.
- C The activities were free.

- 9 You will hear two friends talking about homework.

The girl thinks that doing homework with friends

- A is fun.
- B helps concentration.
- C takes longer than doing it alone.

- 10 You will hear a boy telling his friend about a rock-climbing trip.

How did he feel about it?

- A grateful for the help he got
- B satisfied with his climbing
- C hopeful of going again

- 11 You will hear two friends talking about learning to play the guitar.

The girl advises the boy to

- A practise more often.
- B play in a variety of styles.
- C listen to the best guitarists.



Preliminary / Preliminary for schools Speaking – what's changed

4 parts in 10-12 minutes, as before. Some parts are in a different order.

Part What's changed

- 1 Introductory phase: focus on interactional and social language
- 2 Individual long turn: describing a photo (similar to old Part 3)
- 3 Collaborative task: making suggestions and discussing alternatives (old Part 2)
- 4 Discussion: talking about likes/dislikes and habits, giving opinions (similar to old Part 4)



Word list changes

Entertainment and Media

act (v)	CD (player)	entrance	interval
action	channel	exhibition	interview(er)
actor	chat show	exit	jazz music
actress	chess	festival	journalist
ad	cinema	film	keyboard
admission	circus	film maker	laugh
adventure	classical music	film star	listen to
advert	comedy	fireworks	look at
advertisement	comic	folk music	magazine
app	competition	fun	magic
art	concert	go out	MP3 player
article	dance	group	museum
audience	dancer	guitar	music
ballet	disc	guitarist	musician
band	disco	headline	news
bestseller	display	headphones	newspaper
board game	DJ / disc jockey	hero	opera
book	documentary	heroine	orchestra
camera	drama	hip hop	paint
card	draw	hit song	painter
cartoon	drawing	horror	perform
celebrity	DVD (player)	instrument	performance
performer	programme	scene	star
play	quiz	screen	television
podcast	recording	selfie	thriller
poem	review	series	video
pop music	rock music	soap opera	
presenter	romantic	soundtrack	
production	row	stage	

APP

PODCAST

SELFIE




Results reporting





Results reporting



Cambridge Assessment English

Preliminary English Test

Statement of Results

Candidate name: **A N Example**

Session: **January 2018**

Place of entry: **Cambridge**

Reference No.
15GBB9615003
To be quoted on all Correspondence

Result

Overall Score

CEFR Level

Pass at Grade B

156

B1

CEFR Level	Cambridge English Scale	Certificated Results	Reading	Writing	Listening	Speaking
B2	160-170	Grade A	160			
	150-160	Grade B		150	155	158
B1	140-150	Grade C				
	130-140	Level A2				
A2	120-130					

Preliminary is an examination targeted at Level B1 in the Council of Europe's Common European Framework of Reference.

Candidates achieving Grade A (between 160 and 170 on the Cambridge English Scale) receive a certificate stating that they have demonstrated ability at Level B2. Candidates achieving Grade B or Grade C (between 140 and 150 on the Cambridge English Scale) receive a certificate at Level B1.

Candidates whose performance is below Level B1, but falls within Level A2 (between 120 and 130 on the Cambridge English Scale), receive a certificate stating that they have demonstrated ability at Level A2.

Examination results can be quickly and securely verified online at: www.cambridgeenglish.org/verifiers

Results	Score
Pass at Grade A	160 – 170
Pass at Grade B	153 – 159
Pass at Grade C	140 – 152
Level A2	120 – 139

Candidates who take Preliminary and score between 102 and 119 on the Cambridge English Scale do not receive a result, CEFR level or certificate.

Cambridge English Scale scores below 102 are not reported for this examination.

Other

X - the candidate was absent from part of the examination

Z - the candidate was absent from all parts of the examination


Pending - a result cannot be issued at present, but will follow in due course

Withheld - the candidate should contact their centre for information

Exempt - the candidate was not required to sit this part of the examination

THIS IS NOT A CERTIFICATE

Cambridge Assessment English reserves the right to amend the information given before the issue of certificates to successful candidates.



Cambridge Assessment English

Cambridge English Level 1 Certificate in ESOL International (Preliminary)

This is to certify that

A N Example

has been awarded

Grade B

in the

Preliminary Certificate in English

Council of Europe Level B1

Overall Score 156

Reading 159

Writing 150

Listening 155

Speaking 158

Date of Examination: **JANUARY 2018**

Place of Entry: **CAMBRIDGE**

Reference Number: **000AA0000000**


Accreditation Number: **000/0000/0**

Saul Nassé
Saul Nassé
Chief Executive


*This level refers to the UK National Qualifications framework

Date of Issue: **00/00/00**


Certificate Number: **0000000000**



Regulated by



For more information see www.ofqual.gov.uk



00014135



Summary of the changes





What's changed?

- Enabling upwards certification
- Separate Reading and Writing papers at Preliminary/Preliminary for Schools
- Better balance between Reading and Writing in Key/Key for Schools
- More focus on fluency and interactive skills in Key/Key for Schools Speaking
- Greater alignment across Cambridge English Qualifications
- Very minor changes to word lists



Exam support





Available now

- Overviews of the changes
- postcards and video
- PB sample tests 1
- Handbooks
- Word lists

Cambridge English Qualifications

A2 Key and A2 Key for Schools

2020 exam update At a glance – what's new?

For more information visit our website – cambridgeenglish.org/key-and-preliminary

Reading and Writing

60 minutes

Reading: 30 questions in five parts

Writing: two parts

Some parts are in a different order and some are shorter (previously nine parts, 56 questions).

Part	Task	Format	No. of questions
1	Multiple-choice short texts	Understanding six short messages.	6
2	Matching	Read three short texts for specific information and detailed comprehension. Same as one of the options for old Part 4 but always now three texts and A, B, C multiple-choice options (not Right, Wrong or Doesn't Say).	7
3	Multiple-choice long text	Read one longer text for detailed understanding and main ideas. Same as one of the options for old Part 4.	5
4	Multiple-choice gap fill	Read a text and choose missing words (A, B, C) to fill in the gaps. Same as old Part 5 but shorter.	6
5	Open gap fill	Read a text and write words in the gaps. Same as old Part 7 but shorter.	6
6	Writing a short message	Write a message in response to information given. Same as old Part 9 but students now write 25 words or more, rather than writing 25–35 words.	1
7	Writing a short story	Write a short story based on three pictures, 35 words or more.	1

Listening

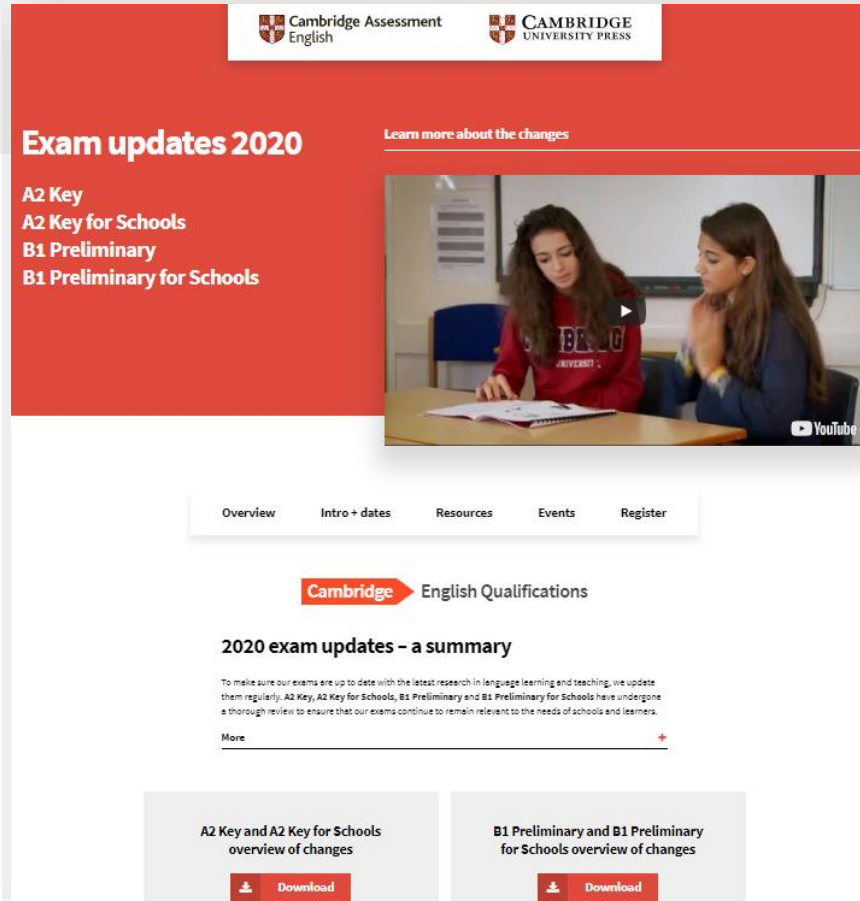
30 minutes

Same number of parts (five) with 25 questions. Some parts are in a different order.

Part	Task	Format	No. of questions
1	Multiple-choice short texts	Listen to five short texts for specific information and choose the right picture (A, B, C). Same as old Part 1.	5
2	Gap fill	Listen to a longer text and write down missing information in the gaps (a word, number, date or time). Same as old Part 5.	5
3	Multiple-choice long text	Listen to a longer text for specific information, feelings and opinions. Same as old Part 3.	5
4	Multiple choice	Listen to five short texts for the main idea or message.	5
5	Matching	Listen to a longer text for specific information. Same as old Part 2.	5



Website



The screenshot displays the Cambridge English website's 'Exam updates 2020' page. At the top, the Cambridge Assessment English and Cambridge University Press logos are visible. The main heading is 'Exam updates 2020', with a link to 'Learn more about the changes'. Below this, a list of exams is provided: A2 Key, A2 Key for Schools, B1 Preliminary, and B1 Preliminary for Schools. A video thumbnail shows two students studying. A navigation bar includes links for Overview, Intro + dates, Resources, Events, and Register. The 'Cambridge English Qualifications' section features a '2020 exam updates – a summary' with a brief description of the updates and a 'More' link. At the bottom, two download buttons are available: 'A2 Key and A2 Key for Schools overview of changes' and 'B1 Preliminary and B1 Preliminary for Schools overview of changes'.

Cambridge Assessment English CAMBRIDGE UNIVERSITY PRESS

Exam updates 2020

[Learn more about the changes](#)

- A2 Key
- A2 Key for Schools
- B1 Preliminary
- B1 Preliminary for Schools

Overview Intro + dates Resources Events Register

Cambridge English Qualifications

2020 exam updates – a summary

To make sure our exams are up to date with the latest research in language learning and teaching, we update them regularly. A2 Key, A2 Key for Schools, B1 Preliminary and B1 Preliminary for Schools have undergone a thorough review to ensure that our exams continue to remain relevant to the needs of schools and learners.

[More](#)

A2 Key and A2 Key for Schools
overview of changes
[Download](#)

B1 Preliminary and B1 Preliminary for Schools
overview of changes
[Download](#)

keyandpreliminary.cambridgeenglish.org/



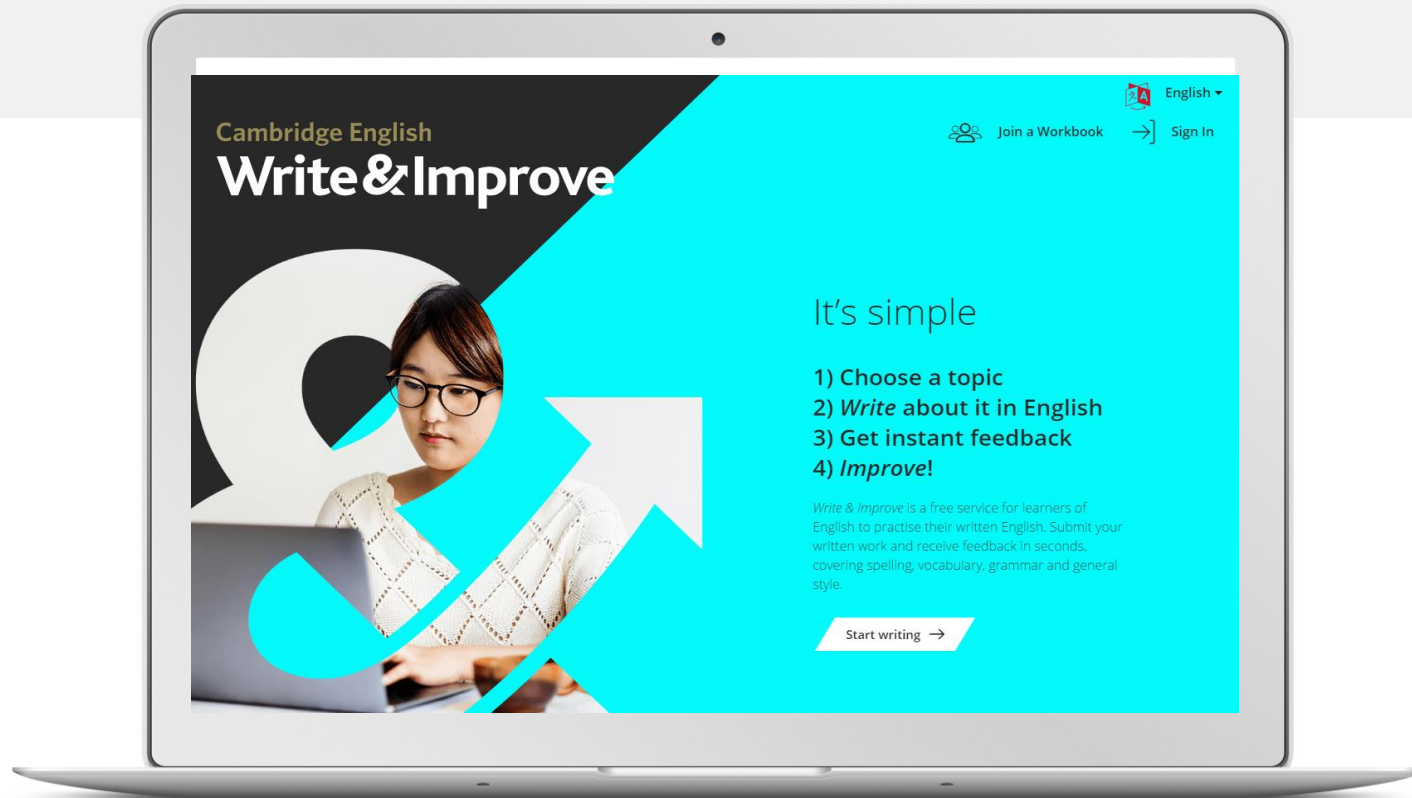
In development

- PB sample tests 2, and computer-based sample tests
- Speaking test videos with Examiner comments
- New lesson plans
- Information for candidates
- New classroom posters





Preparing for Preliminary/ Preliminary for Schools Writing



writeandimprove.com



Preparing for Key/Key for Schools Reading and Writing

Menu

Select theme ▾

Login

Penfriends
from Cambridge

Schools

Register

Penfriends

Find language pen pals with Penfriends. We inspire schools to connect, share cards and make international pen friends in a safe, fun environment. Give your students the confidence to succeed in English and make new friends through learning by registering today.

Register now



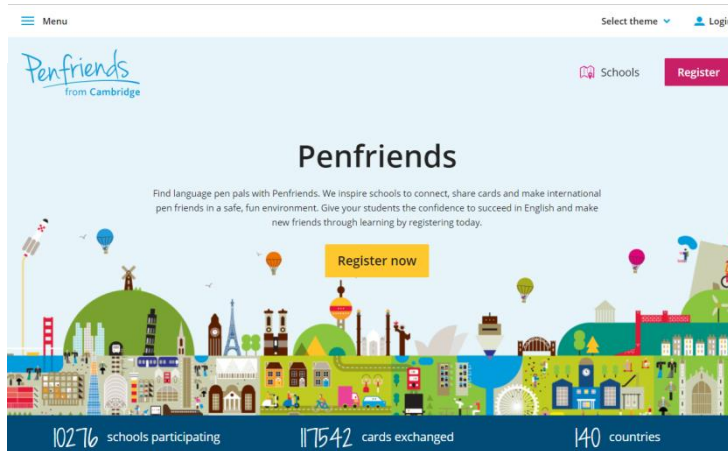
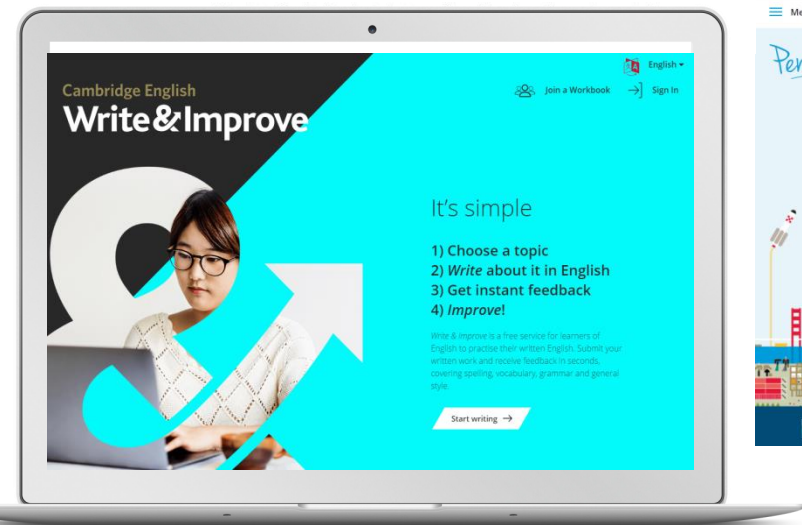
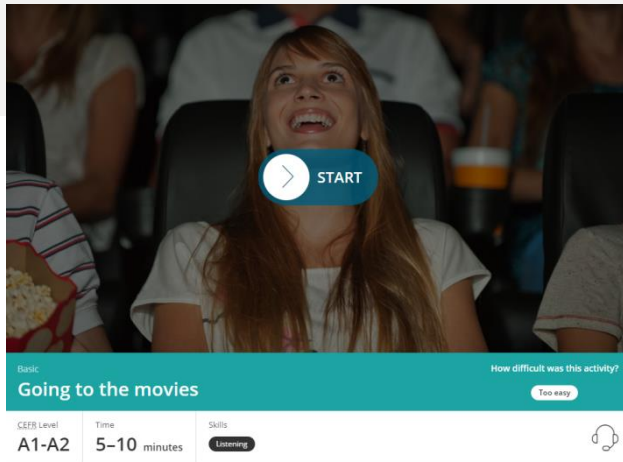
10276 schools participating

117542 cards exchanged

140 countries



Still available



Official preparation materials

Revised exams for 2020 and Re-brand

Cambridge Exams Publishing re-brand

Current brand (last 5 years)



PREPARE

Where English meets Exams

PREPARE 2nd edition levels 2 & 3 combine 'teen-appeal' topics with extensive preparation for the revised 2020 A2 Key for Schools exam.

- Enjoy interactive, personalised lessons with themes and resources relevant to school-aged learners
- Relax knowing every unit, drives students towards exam success
- Inspire learners to expand their horizons and knowledge exploring PREPARE's new Life Skills approach*
- Create confident English users with our enhanced vocabulary and grammar syllabus
- Support and extend learning through the new collection of online resources

Cambridge English Scale	PREPARE level	Cambridge English Qualification
160-179	7	B2 First for Schools
	6	
140-159	5	B1 Preliminary for Schools
	4	
120-139	3	A2 Key for Schools
	2	
100-119	1	



CAMBRIDGE
UNIVERSITY PRESS

Cambridge Assessment
English

Experts together

Our aim is to deliver the materials you tell us you need. Exclusive insights from test development and candidate performance guarantees expert content. The result is a unique *Exam Journey* in each course, ensuring every student is ready on exam day. From skill development to exam tasks, language discovery to real world usage, we create better learning experiences, together.

Experience
Better
Learning



PREPARE Second Edition Student's Book and Online Workbook Kosta and Williams

1



CAMBRIDGE



PREPARE

STUDENT'S BOOK AND ONLINE WORKBOOK

A1

LEVEL 1

Joanna Kosta
Melanie Williams

Second
Edition

“Experts together. Our aim is to deliver the materials you tell us you need. Exclusive insights from test development and candidate performance guarantee expert content. The result is a unique exam journey in each course, ensuring every student is ready on exam day. From skill development to exam tasks, language discovery to real world usage, we create better learning experiences, together.”


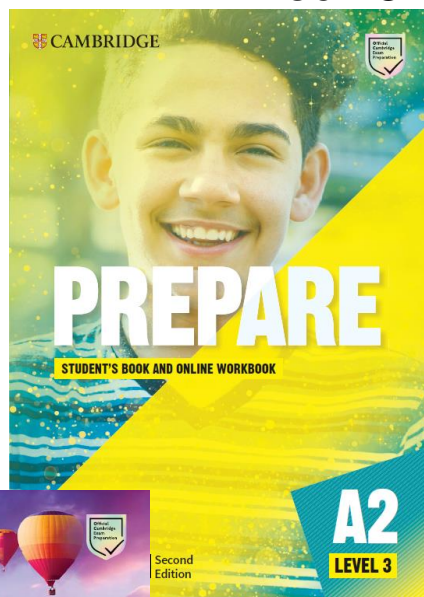

A2 Key and Key for Schools

out now

Dec 18

Jan 19

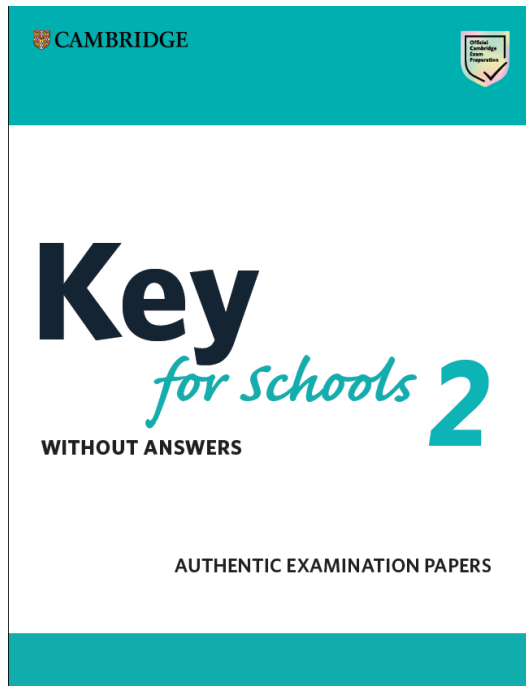
Jan 19



Apr 19

A2 Key and Key for Schools

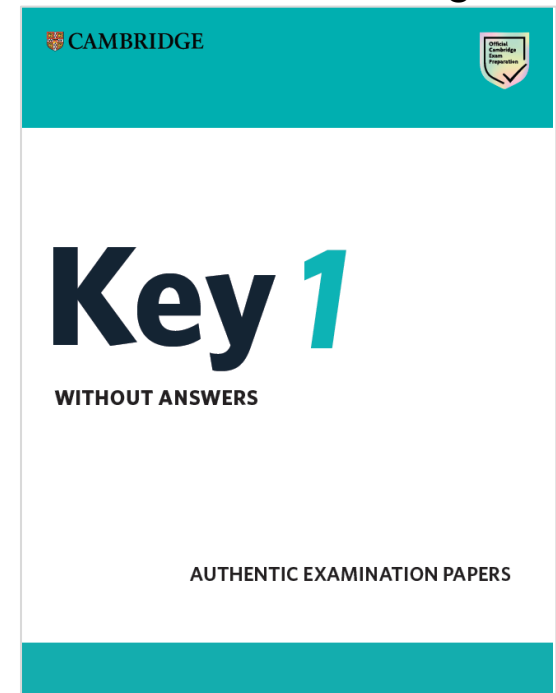
Aug 19



Apr 19



Aug 19







B1 Preliminary and Preliminary for Schools

out now

Dec 18

Jan 19

Jan 19

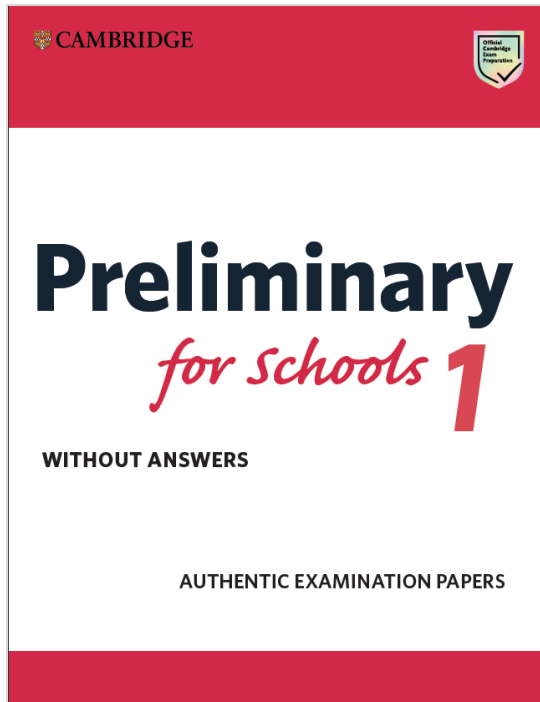


Jan 19

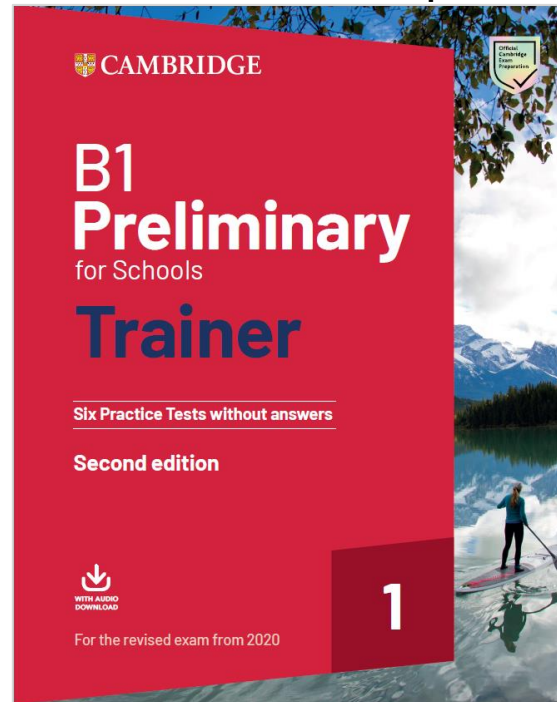
Apr 19

B1 Preliminary and Preliminary for Schools

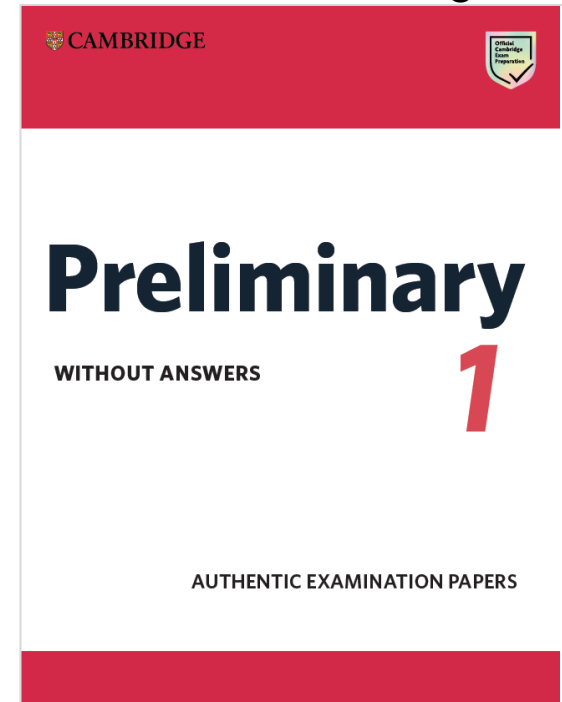
Aug 19



Apr 19



Aug 19





Find out how your school can be involved in pretesting

Pretesting@CambridgeEnglish.org





Questions?

