


# 30 fun English learning activities


Encourage your child to continue learning English at home with our series of short activities!

**DAY 1**



Write a card to a friend or family member.

**DAY 2**




Complete the **'word search' puzzle** on page 22 and make your own.

**DAY 3**




Make your own 'fun reading area' in your house or garden.

**DAY 4**




Record yourself reading a nursery rhyme or poem.

**DAY 5**




Draw your dream house. Write what is inside.

**DAY 6**



Listen to a **song in English**, and try to sing along.

**DAY 7**




Make a piece of art with English words. For example, a poster of the words you are learning.

**DAY 8**



Play a 'finding' game. For example, can you find: *something old, something blue, something cold, something soft...*

**DAY 9**



*Keep it going!*


Play 'repeat the sound'. Say an English word or make a musical sound. The next person must copy, and put a new word or sound at the end.

**DAY 10**



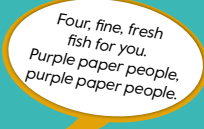
Draw pictures of your favourite things. Write a few words or facts about each picture.

**DAY 11**



Draw some faces and write a word on each. For example: *happy, tired, busy, hungry*. Now ask your family: 'how do you feel today?'

**DAY 12**



Four, fine, fresh fish for you. Purple paper people, purple paper people.


Look at the speech bubble above. Who can say these sentences the fastest?

**DAY 13**




Write your dream food menu for one week.

**DAY 14**




Listen to the words of your favourite song, and make your own dance.

**DAY 15**



Teach your family some English words using our **flashcards**. Give them a test at the end of the day!

**DAY 16**




**Play a game** in English on your computer or tablet.

**DAY 17**




Record a video message in English. Send it to a friend or family member.

**DAY 18**




Make a castle with your blankets. Then read a book inside.

**DAY 19**




Play the 'moving things' game in your house. *What's different? Where was it before? Where is it now?*

**DAY 20**



Make a list of animal words or transport words. Put them in order. *Biggest to smallest, Fastest to slowest, Best to worst.*

**DAY 21**



Bake a cake. Remember to read the recipe in English.


**DAY 22**



*Go straight! Stop! Left! Right!*


Put a few things on the floor. Go to the 'start' and close your eyes. Can your family give you instructions to the 'end'?

**DAY 23**




Draw your own toy shop. Write about what is inside. There are some great ideas in our **A1 Movers picture book**.

**DAY 24**




Find an interesting picture and talk about your ideas. *Her name is.... I think she feels.... She likes to....*

**DAY 25**




Practise typing on a keyboard. Type 10 words to describe your school.

**DAY 26**




Play a vocabulary game. For every letter of the alphabet, think of a food that starts with that letter.

**DAY 27**




It's time to 'dream'. Write down 5 places in the world, the weather there, and something you'd like to do.

**DAY 28**



Make a list of verbs such as *run, sit, walk, jump, eat, sleep, sing*. How quickly can you read and 'do' them all?

**DAY 29**



Play Pictionary or Charades to practise your vocabulary.

**DAY 30**



Look at a **picture book** magazine or website about something that interests you. You choose!