

Where we live

This month our activities will focus on life in cities and in the countryside. Our B2 First and C1 Advanced students will watch a video about 15-minute cities. Our A2 Key and B1 Preliminary students will practise reading signs found in cities and in the countryside. Finally, our young learners will practise speaking about places in a town using prepositions of place. Happy teaching!

1. Should we live in 15-minute cities?.....	2
2. Signs in our neighbourhood.....	5
3. My town.....	8
4. References.....	11



Should we live in 15-minute cities?

Level: B2 First / C1 Advanced

Skills: Listening, Speaking and Writing

Interaction: Individual, in pairs and whole class activity

Time: 85 mins



Warm up (10') – whole class activity

- Do you live in a city, a town or in the countryside?
- What do you like about the place where you live? Is there anything you don't like about it?
- Do you think more people live in cities or in rural areas? Why?
- What are the advantages of living in a city?
- What are the disadvantages? Is there anything we can do to tackle these issues?

Listening (15') – individual activity

You are going to watch a [video](#) about 15-minute cities. What do you think a 15-minute city is? Read the questions below and write an answer. You will watch the video twice.



1. How will the proportion of people living in cities change by the end of the century?

2. How is the 15-minute city different to the way cities are often designed?

3. According to the video, what happens when we remove cars and traffic from cities?

4. What kind of planning policy have many cities had over the last 50 years?

5. Which benefits of greening the city are mentioned in the video?

Speaking (15') – in pairs

Look at the question below. Brainstorm some ideas in pairs, then choose 5 key factors that you think would be important to consider when deciding where to live and write them in the boxes below. Now exchange tasks with another pair of classmates.

Read the ideas that your classmates have chosen. Discuss how important these factors are in choosing where to live. You have about 2 minutes for this. Then choose the one you think is the most important. You have about a minute for this.



Writing (45') – individual activity

Imagine that the city council where you live is planning to build a new shopping centre on the outskirts of the city. You would like to see more green spaces in the city and think the area should be turned into a park. You decide to write a proposal for the council explaining your concerns about the plans to build a shopping centre and how you think a park would benefit the local community. Write your proposal in 220-260 words.

Suggested answers

1. How will the proportion of people living in cities change by the end of this century?
Currently half of the population live in cities. This will increase to around 90% by the end of this century.
2. How is the 15-minute city different to the way cities are often designed?
In a 15-minute city, all urban citizens should have everything they need within a 15-minute cycle ride or walk from home.
3. According to the video, what happens when we remove cars and traffic from cities?
There is more space for greening and more opportunities to meet up with friends in the street.
4. What kind of planning policy have many cities had over the last 50 years?
A policy which is about zoning, where different activities like working, shopping, or home life are separated in the city.
5. Which benefits of greening the city are mentioned in the video?
There are more opportunities for rainwater to infiltrate the soil, which will enhance a healthy ecosystem.

2. Signs in our neighbourhood

Level: A2 Key /B1 Preliminary

Skills: Reading, Speaking and Writing

Interaction: Individual, in pairs and whole class activity

Time: 40 minutes



Warm up (10') – whole class activity

- Do you live in the city or countryside?
- What activities can you do in the city?
- What can you do in the countryside?
- Do you prefer spending time in the city or in the country? Why?
- Do you usually spend your holidays in cities or in the country? Why?

Reading (10') – individual activity

Read the signs below and choose the correct meaning from the options.

1.



City Museum Ticket Prices

Adults.....€10
Students.....€7
Children.....€6
Free entry for children under 5.

- A. Tickets cost less than €5 for all children.
- B. Children under 5 can't enter the museum.
- C. Children younger than 5 don't need to buy a ticket.

2.



- A. This is an advertisement for a temporary job.
- B. The job has specific working hours.
- C. For more information, you should enter the shop and ask about the job.

3.



Valley Riding School
Individual and group horse riding lessons for all ages and levels. For more information call 0794432698

- A. You don't need experience to take lessons.
- B. The school doesn't offer private classes.
- C. Lessons are not available for adults.

4.



- A. This weekend there is 20% off everything at the village market.
- B. This weekend some items have a 20% discount.
- C. The special offer is available on Saturdays and Sundays.

5.

Notice
The pool is for hotel guests only.
Children must be accompanied by an adult.



- A. You can only use the pool if you are staying at the hotel.
- B. The pool in the hotel is only for children.
- C. Adults and children must be accompanied to use the pool.

Speaking (10') – in pairs

Work with a partner and think of a conversation you might have in one of the places in the exercise above. You and your partner should choose a role to play in the conversation (for example, one person is the customer and the other is a member of staff at the museum). You have 10 minutes to think about what you would like to say or any questions you would like to ask. Then act out the conversation with your partner.

Writing (10') – individual activity

You want to go to a museum on Saturday with your English friend, Claire. Write an email to Claire. In your email:

- ask Claire to go to a museum with you on Saturday.
- say which museum you want to go to.
- say how you will get there.

Write 25 words or more.

Key

1. C
2. C
3. A
4. B
5. A

3. My town

Level: Pre A1 Starters, A1 Movers & A2 Flyers

Skills: Speaking

Interaction: individual, in pairs and whole class activity

Time: 25 minutes



Warm up (10') – whole class activity

- Do you live in a town or city?
- Are there any shops there? Which ones?
- Is there a bank?
- Is there a café?
- Which other places are there?

Look at the picture below.

- What can you see in this town?
- Can you find someone who is asking for help?
- What do you think they are asking?

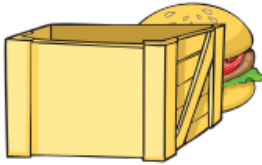


Vocabulary (5') – individual activity (Pre A1 Starters, A1 Movers)

Look at the pictures and the words. Write the correct word under the picture.


~~behind~~ next to under in between in front of

Example




Behind


1.




2.



3.



4.



5.



Speaking (10') – in pairs or small groups

Student A: Choose a place in the picture above (for example, the bank). Your partner will ask you questions to guess the place. You can only answer with yes or no.

Student B: Ask your partner questions to guess the place they have chosen in the picture. Look at the ideas below to help you:

- Is it a big place?
- Is it white?
- Is it next to the library?
- Is it in front of the shopping centre?

Now switch roles. Take turns to guess the place.

Warm-up suggested answers

- What can you see in this town?
A bank, shops, a bus station, a sports centre, a supermarket, a library, a shopping centre, a café, a market.
- Can you find someone who is asking for help?
The girl with the blonde hair and pink t-shirt.
- What do you think they are asking?
She is asking for directions.

4. References

- Be, H. (2017). [image/jpeg]. *Fotografía aérea de edificios de la ciudad*. Unsplash. Available at: <https://unsplash.com/es/fotos/fotografia-aerea-de-edificios-de-la-ciudad-Dpl-wydgJM> [Accessed 13th December 2023]
- Earle, J. (2017). [image/jpeg]. *Hombre de pie en la carretera frente a un edificio de gran altura*. Unsplash. Available at: https://unsplash.com/es/fotos/hombre-de-pie-en-la-carretera-frente-a-un-edificio-de-gran-altura-X_roZ7toBJY [Accessed 13th December 2023]
- Freepik. (n.d.). [image/jpeg]. *Mujer, proceso de llevar, bolsas de compras, tiro medio*. Freepik. Available at: https://www.freepik.es/foto-gratis/mujer-proceso-llevar-bolsas-compras-tiro-medio_20489810.htm#page=3&query=city%20centre%20local%20shops&position=24&from_view=search&track=ais&uuid=52f2be94-9983-4a48-95ab-364fda66f80b [Accessed 13th December 2023]
- Freepik. (n.d.). [image/jpeg]. *Cartelera blanca en ventana de tienda*. Freepik. Available at: https://www.freepik.es/foto-gratis/cartelera-blanca-ventana-tienda_1459131.htm#query=shop%20window%20sign&position=3&from_view=search&track=ais&uuid=55f38a90-e9a1-4173-afb6-bc47baf5a2e2 [Accessed 13th December 2023]
- Freepik. (n.d.). [image/jpeg]. *Ilustración de contorno de caballo dibujado a mano*. Freepik. Available at: https://www.freepik.es/vector-gratis/ilustracion-contorno-caballo-dibujado-mano_22340789.htm#page=2&query=horse%20riding%20symbol&position=1&from_view=search&track=ais&uuid=df315da5-450e-40f1-bf8d-30d04cd9f3f0 [Accessed 13th December 2023]
- Freepik. (n.d.). [image/jpeg]. *Niño de tiro completo en triciclo afuera*. Freepik. Available at: https://www.freepik.es/foto-gratis/nino-tiro-completo-triciclo-afuera_24996604.htm#page=9&query=kids%20town&position=35&from_view=search&track=ais&uuid=cb037bd0-1e35-4ae6-8d79-1caa11a50098 [Accessed 13th December 2023]
- Lewis, R.A. (2022). *The simple idea that could transform city life*. [online]. BBC. Available at: <https://www.bbc.co.uk/ideas/videos/the-simple-idea-that-could-transform-city-life/p0cqty38> [Accessed 13th December 2023]
- Photoroyalty. (n.d.). [image/jpeg]. *Elementos de verano*. Freepik. Available at: https://www.freepik.es/vector-gratis/elementos-verano_957258.htm#query=swim%20symbol&position=0&from_view=search&track=ais&uuid=8bb45f72-6d50-4e79-964c-97818fe8705e [Accessed 13th December 2023]
- Rawpixel.com. (n.d.). [image/jpeg]. *Ilustración de concepto de ley*. Freepik. Available at: https://www.freepik.es/vector-gratis/ilustracion-concepto-ley_2606594.htm#query=museum%20symbol&position=4&from_view=search&track=ais&uuid=53cf4026-24a7-4be6-8708-4626517476d1 [Accessed 13th December 2023]

UCLES (2018). *Pre A1 Starters Classroom activities*. Available at:

<https://www.cambridgeenglish.org/images/475823-cambridge-english-pre-a1-starters-classroom-activities.pdf> [Accessed 13th December 2023]

UCLES (2015). *Sing and Learn. Going into town*. Available at:

<https://www.cambridgeenglish.org/Images/264613-sing-and-learn-into-town-part-one-learning-activities.pdf> [Accessed 13th December 2023]

Vector_corp. (n.d.). [image/jpeg]. *Soporte de pizarra de calle de menú de tiza*. Freepik.

Available at: https://www.freepik.es/vector-gratis/soporte-pizarra-calle-menu-tiza_38259869.htm#fromView=search&term=blackboard+outdoor&page=1&position=1&track=ais®ularType=vector&uuid=29a34115-cfec-4777-be34-618f684b3276

[Accessed 13th December 2023]