



CAMBRIDGE ENGLISH
Language Assessment
Part of the University of Cambridge

Cambridge English
Young Learners

Cambridge Young Learners English (YLE)

YLE revisions


January 2018








Why we've made changes

- To keep YLE **relevant** to the evolving needs of learners and schools
- To incorporate **evolving approaches** to curriculum design, pedagogy and assessment for young learners
- To address **feedback** from stakeholders (teachers, parents, and exam centres)
- To **position** YLE more closely with our Main Suite exams (Key, Preliminary and First) to create a clear language learning journey through school and beyond





What are we keeping?





Changes to Listening: Starters Part 1

Part 1
– 5 questions –

Listen and draw lines. There is one example.

Sue Ann Lucy Nick

Pat Jill Dan


Tapescript

Boy Here's a photo of me and my friends in the park, Miss Box.

Teacher Oh yes! Who's that?
The boy with the cats?

Boy His name's Pat.
He's holding one cat in his arms!
Pat loves animals.

Teacher That's good.






Changes to Listening: Starters Part 1

To complete the task, candidates must


1. look at a colourful picture of people doing different things
2. read the names printed above and below the picture
3. listen to a conversation between an adult and a child about the people in the picture
4. identify a person and read the person's name
5. draw a line from a name to the correct person in the picture.





YLE Starters: Listening Part 1


xeAl	mKi
cileA	Lycu
naAn	kaMr
eBn	attM
IBli	aMy
naD	kiNc
avE	taP
raGce	maS
guHo	eSu
liJ	moT





YLE Starters: Listening Part 1

Alex	Kim
Alice	Lucy
Anna	Mark
Ben	Matt
Bill	May
Dan	Nick
Eva	Pat
Grace	Sam
Hugo	Sue
Jill	Tom





YLE Starters: Listening Part 1

Alex	Kim
Alice	Lucy
Anna	Mark
Ben	Matt
Bill	May
Dan	Nick
Eva	Pat
Grace	Sam
Hugo	Sue
Jill	Tom





Starters: Part 1 Listening task - An activity

Activity: *Listen and act. A TPR activity.*

Procedure:

- Give student name labels
- Students tell the class their name
- Teacher says statement, e.g. *Tom is talking on the phone.*
- Student(s) called Tom mime(s) *taking on the phone.*






CAMBRIDGE ENGLISH
Language Assessment
Part of the University of Cambridge

Cambridge English
Young Learners

Cambridge Young Learners English (YLE)

Movers and Flyers: Changes to Listening

- No drawing in Part 5
- Changes to Movers Part 3





Movers: Listening Part 3

Mrs Castle is telling Sally, about the people in her family and about their different hobbies. Which is each person's favourite hobby?

Listen and write a letter in each box. There is one example.



her parents



her uncle



her son




E



F




G



H

- No longer listening for days of the week.
- Information contained in two-way dialogue.
- Answers from one speaker.





Flyers: Listening Part 3

Where did Uncle Robert get each of these things?

Listen and write a letter in each box. There is one example.



Painting



Drums



Swan



E



F




G



H

- Information contained in two-way dialogue.
- Answers from both speakers.






Changes to Reading & Writing: Starters

Part 1

– 5 questions –

Look and read. Put a tick (✓) or a cross (X) in the box.
There are two examples.

Examples



These are grapes.



This is a house.



2



This is a clock.

3



These are shells.

Questions

1



This is a helicopter.





Changes to Reading & Writing: Starters

Part 4

- 5 questions -

Read this. Choose a word from the box. Write the correct word next to numbers 1-5. There is one example.

A horse



Horses are beautiful animals. The one in the picture has four long legs, two big (16) and a long face. It has a brown (17) on its body too. Lots of (18) enjoy riding horses. Some families have a horse for a pet. At the end of the (19), they clean their horse and give it (20) and water. Horses like eating apples and carrots!

Example



legs



people



food



balloon



eyes




door



day




tail





Changes to Reading and Writing: Movers

- Task order changed
- Total number of questions reduced
- Current Part 2 removed
- New Writing task: Part 6





Changes to Reading and Writing: Movers

Part 6
– 6 questions –

Look and read and write.



Examples

The dog is playing in some water
What's the mother wearing? a purple shirt

Questions

Complete the sentences.

- 1 The boy on the bike is wearing gray
- 2 One dog is brown and one dog is

Answer the questions.

- 3 What's the girl in the black skirt doing?
.....
- 4 Where are the flowers?
.....

Now write two sentences about the picture.

- 5
- 6

Progression

- Write at least one word
- Answer a question
- Write a sentence





Changes to Reading and Writing: Movers

Questions

Complete the sentences.

1 The boy on the bike is wearing gray

2 One dog is brown and one dog is

Answer the questions.

3 What's the girl in the black skirt doing?

.....

4 Where are the flowers?

.....

Now write two sentences about the picture.

5


6

1 mark for Qs 1 and 2

Response must provide an accurate representation of the picture

2 marks for Qs 3-6

- Comprehensible
- Accurate representation of the picture





Movers: Writing skills development

Word Salad

- cut up words on different topics
- five or six per student
- mix of nouns, adjectives and verbs
- make as many sentences as possible






Movers: Writing skills development

My family holiday

- students bring in photo of a family holiday showing activity
- in pairs brainstorm vocabulary
- write some sentences






Movers: Writing skills development

Jump the gap

- whole class or in small groups look at scene and elicit vocabulary
- read some prepared sentences about a scene with “gap”
- students supply missing word






Movers: Writing skills development

Which of the three activities could you see yourself using successfully in class?

Vote now for:


- A** Word salad
- B** My family holiday
- C** Jump the gap
- D** All three





Changes to Reading & Writing: Flyers

- Task order changed
- Current Part 2 removed
- New Writing task Part 7





Changes to Reading & Writing: Flyers

Part 7


Look at the three pictures. Write about this story. Write 20 or more words.



Three linked picture prompts

Write 20 or more words

.....
.....
.....
.....





Changes to Reading & Writing: Flyers

The candidate's response ...

Part 7

... describes a progression of events which are clearly connected


... is based on all three pictures

... makes sense to the reader

Look at the three pictures. Write about this story. Write 20 or more words.



.....
.....
.....
.....






Changes to Reading & Writing: Flyers

Collaborative-writing activity


- Groups of six
- Distribute pictures and put in pairs
- Pairs look at their picture and write down words:
 - 3-4 nouns
 - 2-3 verbs
 - Character names
- Groups of 6 order pictures
- Students write sentences together
- Review linking devices
- Students write final stories and present to group/class





Reading & Writing: A few tips

- Write in short bursts, but often.
- Encourage collaborative writing.
- Relate writing tasks to students' interests.
- Write for a specific purpose/audience.
- Provide lots of visual prompts.








Changes to Speaking

- Candidate now asked name
- New question in Starters Part 2 : *Tell me about ...*






Starters: Speaking Part 2 - *Tell me about ...*





Starters Speaking: Classroom activity

1. Who is it? Picture guessing






Movers and Flyers Speaking: Story task

The Brave Teacher

1 2 3 4 5

Fred loves food

1 2 3 4





New Speaking Assessment Criteria

0-5 point scale

Vocabulary & Grammar	S	M	F
Vocabulary	✓	✓	✓
Grammar	No	✓	✓
Range	✓	✓	✓
Control	✓	✓	✓
Extent	✓	✓	✓
Cohesion	No	✓	✓






New Speaking Assessment Criteria

Pronunciation	S	M	F
Individual sounds	✓	✓	✓
Stress	✓ (word)	✓	✓
Intonation	No	✓	✓

Interaction	S	M	F
Reception/understanding	✓	✓	✓
Support required	✓	✓	✓
Fluency/promptness	✓	✓	✓





Support and preparation materials – free

Now available on our website

- New sample tests
- Word lists
- Handbook for teachers

Starters A-Z Word List

Grammatical key

adj adjective
adv adverb
conj conjunction
det determiner
dis discourse marker

excl exclamation
int interrogative
n noun
poss possessive
prep preposition

pron pronoun
v verb



A	a det about prep add v afternoon n again adv Alex n alien n	alphabet n an det and conj angry adj animal n Ann n Anna n	answer n + v apartment n (UK flat) apple n arm n armchair n ask v	at prep of place
B	baby n badminton n bag n ball n balloon n banana n baseball n basketball n bath n bathroom n be v	beach n bean n beautiful adj bed n bedroom n behind prep Ben n between prep big adj bike n Bill n	bird n birthday n black adj blue adj board n boat n body n book n bookcase n bookshop n bounce v	box n boy n break n breakfast n brother n brown adj burger n bus n but conj bye (-bye) excl
C	cake n camera n can v	candy n (UK sweet(s)) car n carrot n	cat n catch (e.g. a ball) v chair n	chicken n child/children n chips n (US fries)

in and write. There is one example.



Mr Mat's rabbit

Yinking: carrot juice

if rabbit:

here: pet shop next to...

abbit:

Mr Mat's.....

Mr Mat's...

Cambridge English
Young Learners
Young Learners English Tests (YLE)

Handbook for teachers
Starters Movers Flyers





Support and preparation materials – free

June 2017

- Classroom posters, activities and progress charts
- Word list picture books
- Lesson plans

★ ★ ★
Cambridge English
Young Learners

My progress chart

My name

Colour a star when you finish a worksheet!

Starters classroom worksheets					
1	2	3	4	5	6
☆	☆	☆	☆	☆	☆

Cambridge English: Starters Word List Picture Book
I have read the book and completed the activities ☆

Sing and Learn pre-A1 video
I have watched it the zoo and completed the activities ☆

Signed Young learner
Signed Parent/Teacher
Date

Cambridge English: Flyers Worksheet No. 2 (Exam day)

Activity (a)
Look and read. Write yes or no. There are two examples.

Examples
There is a calendar on the wall. **yes**
The teacher is a woman. **no**

Questions
1. There is an apple on the teacher's desk.
2. The time in the classroom is 10 a.m.
3. The Flyers exam was yesterday.
4. There is a bag under the teacher's desk.
5. A dog is looking through the window.

Activity (b)
What do they say? Write may or might. Use may to ask for something or to tell somebody they can have something or do something. Use might to show that something will or will not happen. There are two examples.

Example
 **May** I use your pencil, Betty?
 I **might** see an insect.

Tomorrow is the Flyers exam day

Flyers

Good luck in your exam tomorrow!

Things your teacher may say

Good morning/afternoon everyone.
Please sit down and take out your books.
Quiet please, everyone.
Listen carefully.
Turn to page ... please?
Can you spell ... please?

Things students may say

Good morning/afternoon teacher/Mr.../Ms...
I'm sorry, I didn't hear/understand.
Could you repeat that please?
Could you speak a bit louder please?

Please may I borrow ...?
a pen
a pencil
a ruler
some coloured pencils
a pair of scissors

Please may I see your ...?
glue
sticky tape
rubber
eraser

Please may I ...?
go to the toilet?
have a drink of water
eat my snack

Cambridge English
Young Learners

CAMBRIDGE ENGLISH
Language Assessment
Part of the University of Cambridge



CAMBRIDGE ENGLISH
Language Assessment
Part of the University of Cambridge


Cambridge English
Young Learners

Cambridge Young Learners English (YLE)

Support and preparation materials – free

Aug 2017

- Updated speaking test videos








CAMBRIDGE ENGLISH
Language Assessment
Part of the University of Cambridge

Cambridge English Young Learners

Cambridge Young Learners English (YLE)

Official preparation materials **NEW!**



worldoffun.cambridge.org

HOME STARTERS MOVERS FLYERS



WORLD OF FUN



Cambridge English: Young Learners? You've come to the right place!

Here you'll find everything you need to know about the revised 2018 tests, as well as a wealth of fresh ideas, tips and materials to make preparation FUN for all.

EXAM LEVELS



STARTERS

Cambridge English: Starters
(YLE Starters)

Test information with FUN tips and
resources to help you prepare

[VIEW STARTERS](#)



MOVERS

Cambridge English: Movers
(YLE Movers)

Test information with FUN tips and
resources to help you prepare

[VIEW MOVERS](#)



FLYERS

Cambridge English: Flyers
(YLE Flyers)

Test information with FUN tips and
resources to help you prepare

[VIEW FLYERS](#)

Information, resources, teaching tips and more

You might also be interested in attending this webinar

May 30th, 15:00

**Storytelling and story-making for
Cambridge English: Young Learners**
Karen Saxby

Sign up here:

<http://www.cambridge.org/cambridgeenglish/events/>





CAMBRIDGE ENGLISH
Language Assessment
Part of the University of Cambridge

Cambridge English
Young Learners

Cambridge Young Learners English (YLE)

Questions





CAMBRIDGE ENGLISH
Language Assessment
Part of the University of Cambridge

Cambridge English
Young Learners

Cambridge Young Learners English (YLE)

Further information

Keep up to date with what's new via the
Cambridge English Language Assessment website:
www.cambridgeenglish.org

For information on Cambridge English webinars
for teachers:
www.cambridgeenglish.org/webinars

